

## CONDUCTOR DATA SHEET

### ALUMINUM CONDUCTORS STEEL REINFORCED ( ACSR )


**ASTM SIZES**

Code Name	Area				Equivalent copper area		Stranding and wire diameter		Approx. overall diameter	Weight			Rated Strength	Maximum dc resistance at 20 °C
	Aluminium		Steel	Total			Aluminium	Steel		Aluminium	Steel	Total		
	AWG or MCM	mm <sup>2</sup>	mm <sup>2</sup>	mm <sup>2</sup>	AWG or MCM	mm <sup>2</sup>	mm	mm	mm	kg/km	kg/km	kg/km	kN	Ω /km
TURKEY	6	13.30	2.22	15.52	8	8.39	6/1.68	1/1.68	5.04	36.5	17	54	5.28	2.1499
THRUSH	5	16.83	2.81	19.64	7	10.58	6/1.89	1/1.89	5.67	46.0	22	68	6.68	1.6987
SWAN	4	21.18	3.53	24.71	6	13.29	6/2.12	1/2.12	6.36	58.0	27	85	8.30	1.3501
SWANATE	4	21.12	5.35	26.47	6	13.29	7/1.96	1/2.61	6.53	58.0	42	100	10.68	1.3539
SWALLOW	3	26.69	4.45	31.14	5	16.77	6/2.38	1/2.38	7.14	73.0	35	108	10.21	1.0712
SPARROW	2	33.59	5.60	39.19	4	21.16	6/2.67	1/2.67	8.01	92.0	44	136	12.69	0.8512
SPARATE	2	33.54	8.55	42.09	4	21.16	7/2.47	1/3.30	8.24	92.0	67	159	16.14	0.8525
ROBIN	1	42.41	7.07	49.48	3	26.65	6/3.00	1/3.00	9.00	116.0	55	171	15.81	0.6742
RAVEN	1/0	53.52	8.92	62.44	2	33.61	6/3.37	1/3.37	10.11	147.0	69	216	19.35	0.5343
QUAIL	2/0	67.33	11.22	78.55	1	42.39	6/3.78	1/3.78	11.34	185.0	87	272	23.27	0.4247
PIGEON	3/0	85.12	14.19	99.31	1/0	53.48	6/4.25	1/4.25	12.75	234.0	110	344	29.42	0.3359
PENGUIN	4/0	107.20	17.87	125.10	2/0	67.42	6/4.77	1/4.77	14.31	294.0	139	433	36.54	0.2667
WAXWING	266.8	135.00	7.50	142.50	3/0	85.03	18/3.09	1/3.09	15.45	372.0	59	431	30.27	0.2118
OWL	266.8	135.40	17.62	153.00	3/0	85.03	6/5.36	7/1.79	16.09	371.0	138	512	42.95	0.2112
PARTRIDGE	266.8	134.90	21.99	156.90	3/0	85.03	26/2.57	7/2.00	16.28	373.0	172	545	50.23	0.2141
OSTRICH	300	152.20	24.71	176.90	189	95.48	26/2.73	7/2.12	17.28	422.0	193	615	56.55	0.1897
MERLIN	336.4	170.20	9.46	179.70	4/0	107.23	18/3.47	1/3.47	17.35	469.0	74	543	38.17	0.1688
LINNET	336.4	170.60	27.83	198.40	4/0	107.23	26/2.89	7/2.25	18.31	473.0	217	690	62.76	0.1693
ORIOLE	336.4	170.50	39.78	210.30	4/0	107.23	30/2.69	7/2.69	18.83	474.0	311	785	77.43	0.1698
CHICKADEE	397.7	200.90	11.16	212.10	250	126.45	18/3.77	1/3.77	18.85	555.0	87	642	43.37	0.1430
BRANT	397.5	201.60	26.13	227.70	250	126.45	24/3.27	7/2.18	19.62	558.0	204	762	64.72	0.1433
IBIS	397.5	201.30	32.73	234.00	250	126.45	26/3.14	7/2.44	19.88	558.0	256	814	72.05	0.1434
LARK	397.5	200.90	46.88	247.80	250	126.45	30/2.92	7/2.92	20.44	558.0	367	925	90.30	0.1441

## CONDUCTOR DATA SHEET

### ALUMINUM CONDUCTORS STEEL REINFORCED ( ACSR )


**ASTM SIZES**

Code Name	Area				Equivalent copper area		Stranding and wire diameter		Approx. overall diameter	Weight			Rated Strength	Maximum dc resistance at 20 °C
	Aluminium		Steel	Total			Aluminium	Steel		Aluminium	Steel	Total		
	AWG or MCM	mm <sup>2</sup>	mm <sup>2</sup>	mm <sup>2</sup>	AWG or MCM	mm <sup>2</sup>	mm	mm	mm	kg/km	kg/km	kg/km	kN	Ω /km
PELICAN	477	242.30	13.46	255.80	300	152.26	18/4.14	1/4.14	20.70	668.0	105	773	52.30	0.1186
FLICKER	477	241.60	31.40	273.00	300	152.26	24/3.58	7/2.39	21.49	669.0	245	914	76.78	0.1195
HAWK	477	241.60	39.49	281.10	300	152.26	26/3.44	7/2.68	21.80	669.0	306	975	86.73	0.1195
HEN	477	241.30	56.30	297.60	300	152.26	30/3.20	7/3.20	22.40	670.0	440	1110	105.16	0.1200
OSPREY	556.5	282.50	15.69	298.20	350	172	18/4.47	1/4.47	22.35	779.0	122	901	60.52	0.1017
PARAKEET	556.5	282.30	36.60	318.90	350	172	24/3.87	7/2.58	23.22	783.0	286	1069	88.29	0.1023
DOVE	556.5	282.60	45.92	328.50	350	172	26/3.72	7/2.89	23.55	783.0	359	1142	101.10	0.1022
EAGLE	556.5	282.10	65.82	347.90	350	172	30/3.46	7/3.46	24.21	784.0	515	1298	122.90	0.1026
PEACOCK	605	306.10	39.78	345.90	381	187	24/4.03	7/2.69	24.20	849.0	311	1160	95.86	0.0943
SQUAB	605	305.80	49.81	355.60	381	187	26/3.87	7/3.01	24.51	848.0	389	1237	109.60	0.0944
WOODDUCK	605	307.10	71.65	378.80	381	187	30/3.61	7/3.61	25.25	853.0	560	1413	129.00	0.0943
TEAL	605	307.10	69.62	376.70	381	187	30/3.61	19/2.16	25.24	853.0	545	1398	136.10	0.0943
KINGBIRD	636	323.00	17.95	341.00	400	197	18/4.78	1/4.78	23.90	891.0	140	1031	69.72	0.0890
ROOK	636	323.10	41.88	365.00	400	197	24/4.14	7/2.76	24.84	896.0	327	1223	101.00	0.0894
GROSBEAK	636	321.80	52.49	374.30	400	197	26/3.97	7/3.09	25.15	892.0	410	1302	111.90	0.0897
SCOTER	636	322.60	75.26	397.90	400	197	30/3.70	7/3.70	25.90	897.0	588	1485	135.50	0.0897
EGRET	636	322.60	73.54	396.10	400	197	30/3.70	19/2.22	25.90	897.0	576	1473	140.60	0.0897
FLAMINGO	666.6	337.30	43.72	381.00	419	206	24/4.23	7/2.82	25.34	935.0	342	1277	105.50	0.0856
GANNET	666.6	338.30	54.90	393.20	419	201	26/4.07	7/3.16	25.76	938.0	429	1367	117.30	0.0854
CROW	715.5	361.60	46.88	408.50	450	221	54/2.92	7/2.92	26.28	1003.0	366	1369	115.20	0.0799
STILT	715.5	363.30	46.88	410.20	450	222	24/4.39	7/2.92	26.32	1007.0	366	1373	113.30	0.0795
STARLING	715.5	361.90	59.15	421.10	450	221	26/4.21	7/3.28	26.68	1004.0	462	1466	125.90	0.0798
REDWING	715.5	362.10	82.41	444.50	450	221	30/3.92	19/2.35	27.43	1006.0	645	1651	153.70	0.0800

## CONDUCTOR DATA SHEET

### ALUMINUM CONDUCTORS STEEL REINFORCED ( ACSR )


**ASTM SIZES**

Code Name	Area				Equivalent copper area		Stranding and wire diameter		Approx. overall diameter	Weight			Rated Strength	Maximum dc resistance at 20 °C
	Aluminium		Steel	Total			Aluminium	Steel		Aluminium	Steel	Total		
	AWG or MCM	mm <sup>2</sup>	mm <sup>2</sup>	mm <sup>2</sup>	AWG or MCM	mm <sup>2</sup>	mm	mm	mm	kg/km	kg/km	kg/km	kN	Ω /km
TERN	795	403.80	27.83	431.60	500	246	45/3.38	7/2.25	27.03	1120.0	217	1337	97.47	0.0715
CONDOR	795	402.30	52.15	454.50	500	245	54/3.08	7/3.08	27.72	1116.0	407	1523	124.30	0.0718
CUCKOO	795	402.30	52.15	454.50	500	245	24/4.62	7/3.08	27.72	1116.0	407	1523	123.80	0.0718
DRAKE	795	402.60	65.44	468.00	500	246	26/4.44	7/3.45	28.11	1116.0	511	1627	139.70	0.0717
MALLARD	795	403.80	91.78	495.60	500	246	30/4.14	19/2.48	28.96	1122.0	718	1840	171.20	0.0717
CRANE	874.5	442.50	57.36	499.90	550	270	54/3.23	7/3.23	29.07	1221.0	448	1669	136.70	0.0649
RUDDY	900	455.50	31.67	487.20	566	278	45/3.59	7/2.40	28.74	1268.0	247	1510	109.40	0.0634
CANARY	900	456.30	59.15	515.50	566	278	54/3.28	7/3.28	29.52	1265.0	462	1727	141.00	0.0633
RAIL	954	483.80	33.54	517.30	600	295	45/3.70	7/2.47	29.61	1342.0	262	1604	116.10	0.0597
CARDINAL	954	484.50	62.81	547.30	600	296	54/3.38	7/3.38	30.42	1343.0	491	1834	149.70	0.0596
ORLAN	1033.5	523.90	36.31	560.20	650	320	45/3.85	7/2.57	30.81	1453.0	283	1736	123.30	0.0551
CURLEW	1033.5	525.50	68.10	593.60	650	321	54/3.52	7/3.52	31.68	1457.0	532	1989	162.40	0.0550
BLUEJAY	1113	565.50	38.90	604.40	700	345	45/4.00	7/2.66	31.98	1568.0	304	1872	132.70	0.0511
FINCH	1113	565.00	71.57	636.60	700	345	54/3.65	19/2.19	32.85	1574.0	560	2134	174.60	0.0514
BUNTING	1192.5	605.80	41.90	647.70	750	370	45/4.14	7/2.76	33.12	1680.0	327	2007	142.40	0.0477
GRACKLE	1192.5	602.80	76.90	679.70	750	368	54/3.77	19/2.27	33.97	1680.0	601	2281	184.20	0.0481
BITTERN	1272	644.40	44.70	689.10	800	393	45/4.27	7/2.85	34.17	1787.0	349	2136	151.40	0.0448
PHEASANT	1272	645.10	81.71	726.80	800	394	54/3.90	19/2.34	35.10	1797.0	640	2137	194.10	0.0450
DIPPER	1351.5	684.20	47.20	731.10	850	417	45/4.40	7/2.92	35.16	1897.0	366	2263	160.30	0.0422
MARTIN	1351.5	685.40	86.70	772.10	850	418	54/4.02	19/2.41	36.17	1910.0	678	2588	206.10	0.0423
BOBOLINK	1431	725.20	50.10	775.40	900	442	45/4.53	7/3.02	36.24	2011.0	392	2403	168.60	0.0398
PLOVER	1431	726.90	91.80	818.70	900	443	54/4.14	19/2.48	37.24	2025.0	719	2744	218.40	0.0399
NUTHATCH	1510.5	764.20	52.80	817.00	950	466	45/4.65	7/3.10	37.20	2119.0	413	2532	177.60	0.0378
PARROT	1510.5	766.10	97.00	863.10	950	467	54/4.25	19/2.55	38.25	2134.0	760	2894	230.50	0.0379

## CONDUCTOR DATA SHEET

### ALUMINUM CONDUCTORS STEEL REINFORCED ( ACSR )




ASTM SIZES

Code Name	Area				Equivalent copper area		Stranding and wire diameter		Approx. overall diameter	Weight			Rated Strength	Maximum dc resistance at 20 °C
	Aluminium		Steel	Total			Aluminium	Steel		Aluminium	Steel	Total		
	AWG or MCM	mm <sup>2</sup>	mm <sup>2</sup>	mm <sup>2</sup>	AWG or MCM	mm <sup>2</sup>	mm	mm	mm	kg/km	kg/km	kg/km	kN	Ω /km
LAPWING	1590	804.10	55.60	859.80	1000	491	45/4.77	7/3.18	38.16	2230.0	424	2664	186.90	0.0359
FALCON	1590	806.20	102.40	908.70	1000	492	54/4.36	19/2.62	39.26	2246.0	802	3048	243.00	0.0360
CHUKER	1780	903.20	73.50	976.70	1119	551	84/3.70	19/2.22	40.70	2516.0	576	3092	227.80	0.0321
High Strength Strandings														
GROUSE	80	40.54	14.12	54.66	50	25	8/2.54	1/4.24	9.32	111.0	110	221	23.06	0.7089
PETREL	101.8	51.61	30.10	81.71	64	32	12/2.34	7/2.34	11.70	143.0	235	378	46.16	0.5595
MIORCA	110.8	56.11	32.73	88.84	70	34	12/2.44	7/2.44	12.20	155.0	256	411	50.19	0.5146
LEGHORN	134.6	68.20	39.78	108.00	85	42	12/2.69	7/2.69	13.46	189.0	311	500	60.67	0.4234
GUINEA	159	80.36	46.88	127.20	100	49	12/2.92	7/2.92	14.60	223.0	367	590	71.10	0.3593
DOTTEREL	176.9	89.41	52.15	141.60	111	55	12/3.08	7/3.08	15.40	248.0	408	656	76.68	0.3230
DORKING	190.8	96.51	56.30	152.80	120	59	12/3.20	7/3.20	16.00	267.0	440	707	82.77	0.2992
COCHIN	211.3	107.00	62.44	169.40	133	65	12/3.37	7/3.37	16.85	296.0	488	784	91.79	0.2698
BRAHMA	203.2	102.80	91.78	194.60	128	63	16/2.86	19/2.48	18.12	285.0	718	1003	126.52	0.2809

## CONDUCTOR DATA SHEET

### ALUMINUM CONDUCTORS STEEL REINFORCED ( ACSR )




**BRITISH SIZES**

Code Name	Nominal aluminium area	Equivalent copper area	Stranding and wire diameter		Overall diameter	Total area			Weights			Calculated breaking load	Maximum dc resistance at 20 °C
			Aluminium	Steel		Aluminium	Steel	Total	Aluminium	Steel	Total		
	mm <sup>2</sup>	mm <sup>2</sup>	mm	mm	mm	mm <sup>2</sup>	mm <sup>2</sup>	mm <sup>2</sup>	kg/km	kg/km	kg/km	kN	Ω /km
MOLE	10	6.5	6/1.50	1/1.50	4.5	10.6	1.77	12.4	29	14	43	4.1	2.7060
SQUIRREL	20	12.9	6/2.11	1/2.11	6.33	20.98	3.49	24.5	58	27	85	7.9	1.3700
GOPHER	25	16.1	6/2.36	1/2.36	7.08	26.25	4.37	30.6	72	34	106	9.6	1.0930
WEASEL	30	19.4	6/2.59	1/2.59	7.77	31.61	5.27	36.9	87	41	128	11.4	0.9077
FOX	35	22.6	6/2.79	1/2.79	8.37	36.68	6.11	42.8	101	48	149	13.2	0.7822
FERRET	40	25.8	6/3.00	1/3.00	9	42.41	7.07	49.5	117	55	172	15.2	0.6766
RABBIT	50	32.3	6/3.35	1/3.35	10.05	52.88	8.81	61.7	145	69	214	18.4	0.5426
MINK	60	38.7	6/3.66	1/3.66	10.98	63.13	10.52	73.7	173	82	255	21.9	0.4545
SKUNK	60	38.7	12/2.59	7/2.59	12.95	63.22	36.88	100.1	175	290	465	52.9	0.4568
BEAVER	70	45.2	6/3.99	1/3.99	11.97	75.02	12.50	87.5	205	97	302	25.8	0.3825
HORSE	70	45.2	12/2.79	7/2.79	13.95	73.36	42.80	116.2	203	335	538	61.2	0.3936
RACCOON	75	48.4	6/4.10	1/4.10	12.3	79.21	13.20	92.4	217	103	320	27.2	0.3623
OTTER	80	51.6	6/4.22	1/4.22	12.66	83.92	13.99	97.9	230	109	339	28.8	0.3419
CAT	90	58.1	6/4.50	1/4.50	13.5	95.43	15.90	111.3	262	124	386	32.7	0.3006
HARE	100	64.5	6/4.72	1/4.72	14.16	105	17.50	122.5	288	137	425	35.9	0.2733
DOG	100	64.5	6/4.72	7/1.57	14.15	105	13.55	118.6	288	106	394	32.7	0.2733
HYENA	100	64.5	7/4.39	7/1.93	14.57	106	20.48	126.5	290	160	450	41.0	0.2702
LEOPARD	125	80.7	6/5.28	7/1.75	15.81	131.4	16.84	148.5	360	132	492	40.8	0.2185
COYOTE	125	80.7	26/2.54	7/1.91	15.89	131.7	20.06	151.8	365	157	522	46.3	0.2191
COUGAR	125	80.7	18/3.05	1/3.05	15.25	131.5	7.31	138.8	362	57	419	30.1	0.2190

## CONDUCTOR DATA SHEET

### ALUMINUM CONDUCTORS STEEL REINFORCED ( ACSR )



**BRITISH SIZES**

Code Name	Nominal aluminium area	Equivalent copper area	Stranding and wire diameter		Overall diameter	Total area			Weights			Calculated breaking load	Maximum dc resistance at 20 °C
			Aluminium	Steel		Aluminium	Steel	Total	Aluminium	Steel	Total		
	mm <sup>2</sup>	mm <sup>2</sup>	mm	mm	mm	mm <sup>2</sup>	mm <sup>2</sup>	mm <sup>2</sup>	kg/km	kg/km	kg/km	kN	Ω /km
TIGER	125	80.7	30/2.36	7/2.36	16.52	131.2	30.62	161.8	362	240	602	58.0	0.2202
WOLF	150	96.8	30/2.59	7/2.59	18.13	158.1	36.88	194.9	437	289	726	69.2	0.1828
DINGO	150	97.9	18/3.35	1/3.35	16.75	158.7	8.81	167.5	437	69	506	35.7	0.1815
LYNX	175	113	30/2.79	7/2.79	19.53	183.4	42.79	226.2	507	335	842	79.8	0.1576
CARACAL	175	113.7	18/3.61	1/3.61	18.05	184.2	10.24	194.5	507	81	587	41.1	0.1563
PANTHER	200	129	30/3.00	7/3.00	21	212.1	49.48	261.6	586	388	974	92.3	0.1363
LION	225	145	30/3.18	7/3.18	22.26	238.3	55.60	293.9	659	436	1095	100.5	0.1212
BEAR	250	161	30/3.35	7/3.35	23.45	264.4	61.70	326.1	730	483	1213	111.2	0.1093
GOAT	300	194	30/3.71	7/3.71	25.97	324.3	75.67	400.0	896	593	1489	135.8	0.0891
SHEEP	350	226	30/3.99	7/3.99	27.93	375.1	87.53	462.6	1034	684	1718	156.3	0.0770
ANTELOPE	350	226	54/2.97	7/2.97	26.73	374.1	48.49	422.6	1032	379	1411	118.5	0.0773
BISON	350	226	54/3.00	7/3.00	27	381.7	49.48	431.2	1056	388	1444	120.9	0.0757
JAGUAR	200	130	18/3.86	1/3.86	19.3	210.6	11.70	222.3	580	91	671	46.6	0.1367
DEER	400	258	30/4.27	7/4.27	29.89	429.6	100.20	529.8	1186	785	1971	178.5	0.0673
ZEBRA	400	258	54/3.18	7/3.18	28.62	428.9	55.60	484.5	1186	435	1621	131.9	0.0674
ELK	450	290	30/4.50	7/4.50	31.5	477.1	111.30	588.4	1318	872	2190	198.3	0.0606
CAMEL	450	290	54/3.35	7/3.35	30.15	475.9	61.70	537.6	1314	483	1797	145.9	0.0607
MOOSE	500	323	54/3.53	7/3.53	31.77	528.5	68.51	597.0	1462	537	1999	161.0	0.0547

## CONDUCTOR DATA SHEET

### ALUMINUM CONDUCTORS STEEL REINFORCED ( ACSR )



Code Name	Area				Equivalent copper area		Stranding and wire diameter		Approx. overall diameter	Weight			Rated Strength	Maximum DC resistance at 20 °C
	Aluminium		Steel	Total						Aluminium	Steel	Total		
	AWG or MCM	mm <sup>2</sup>	mm <sup>2</sup>	mm <sup>2</sup>	AWG or MCM	mm <sup>2</sup>	mm	mm	mm	kg/km	kg/km	kg/km	kN	Ω / km
Wren	8	8.34	1.39	9.7	10	5.1	6/1.33	1/1.33	3.99	23	11	34	3.29	3.4416
Warbler	7	10.6	1.77	12.4	9	6.5	6/1.50	1/1.50	4.50	29	14	43	4.19	2.7057
Turkey	6	13.3	2.22	15.5	8	8.1	6/1.68	1/1.68	5.04	37	17	54	5.19	2.1569
Thrush	5	16.83	2.81	19.6	7	10.3	6/1.89	1/1.89	5.67	46	22	68	6.56	1.7043
Swan	4	21.18	3.53	24.7	6	12.9	6/2.12	1/2.12	6.36	58	27	85	8.15	1.3545
Swallow	3	26.69	4.45	31.1	5	16.3	6/2.38	1/2.38	7.14	73	35	108	10	1.0747
Sparrow	2	33.59	5.6	39.2	4	20.5	6/2.67	1/2.67	8.01	92	44	136	12.4	0.854
Robin	1	42.41	7.07	49.5	3	25.9	6/3.00	1/3.00	9.00	116	55	171	15.5	0.6764
Raven	1/0	53.52	8.92	62.4	2	32.6	6/3.37	1/3.37	10.11	146	69	215	18.9	0.536
Quail	2/0	67.33	11.22	78.6	1	41.1	6/3.78	1/3.78	11.34	185	88	273	23.5	0.4261
Pigeon	3/0	85.11	14.18	99.3	1/0	51.9	6/4.25	1/4.25	12.75	233	110	343	29.6	0.337
Penguin	4/0	107.2	17.87	125.1	2/0	65.4	6/4.77	1/4.77	14.31	294	139	433	37.3	0.2676
Owl	266.8	135.4	17.6	153.0	3/0	82.6	6/5.36	7/1.79	16.09	371	137	508	41	0.2119
Waxwing	266.8	135	7.5	142.5	3/0	82.3	18/3.09	1/3.09	15.45	372	58	430	31.2	0.2134
Partridge	266.8	134.9	22	156.9	3/0	82.3	26/2.57	7/2.00	16.28	374	171	545	49.3	0.2141
Phoebe	300	152.1	8.46	160.6	189	92.8	18/3.28	1/3.28	16.40	418	65	483	35.2	0.1894
Ostrich	300	152.2	24.1	176.9	189	92.8	26/2.73	7/2.12	17.28	420	193	613	55.6	0.1897
Piper	300	152	35.5	187.5	189	92.7	30/2.54	7/2.54	17.78	420	277	697	66.3	0.1899
Merlin	336.4	170.2	9.45	179.7	4/0	103.8	18/3.47	1/3.47	17.35	469	74	543	39.3	0.1692
Linnet	336.4	170.6	27.83	198.4	4/0	104	26/2.89	7/2.25	18.31	470	217	687	61.6	0.1693
Oriole	336.4	170.5	39.78	210.3	4/0	104	30/2.69	7/2.69	18.83	472	311	783	76	0.1694
Chickadee	397.5	200.9	11.16	212.1	250	122.6	18/3.77	1/3.77	18.85	555	86	641	45.4	0.1433

## CONDUCTOR DATA SHEET

### ALUMINUM CONDUCTORS STEEL REINFORCED ( ACSR )



Code Name	Area				Equivalent copper area		Stranding and wire diameter		Approx. overall diameter	Weight			Rated Strength	Maximum DC resistance at 20 °C
	Aluminium		Steel	Total						Aluminium	Steel	Total		
	AWG or MCM	mm <sup>2</sup>	mm <sup>2</sup>	mm <sup>2</sup>	AWG or MCM	mm <sup>2</sup>	mm	mm	mm	kg/km	kg/km	kg/km	kN	Ω / km
Ibis	397.5	201.3	32.73	234.0	250	122.8	26/3.14	7/2.44	19.88	557	256	813	70.2	0.1434
Lark	397.5	200.9	46.87	247.8	250	122.5	30/2.92	7/2.92	20.44	557	366	923	88.6	0.1437
Pelican	477	242.3	13.46	255.8	300	147.8	18/4.14	1/4.14	20.70	665	104	769	54.8	0.1189
-	477	241.8	23.78	265.6	300	147.4	22/3.74	7/2.08	21.20	667	186	853	67.3	0.1193
Hawk	477	241.6	39.19	280.8	300	147.4	26/3.44	7/2.67	21.77	667	308	975	84.2	0.1195
Hen	477	241.3	56.29	297.6	300	142.2	30/3.20	7/3.20	22.40	668	440	1108	102.9	0.1197
Heron	500	253.5	59.1	312.6	315	155	30/3.28	7/3.28	22.96	700	464	1164	108.16	0.11391
Sapsucker	556.5	282	27.6	309.6	350	172	22/4.04	7/2.24	22.88	778	216	994	78.81	0.1027
Dove	556.5	282.6	45.9	328.5	350	172	26/3.72	7/2.89	23.55	781	360	1141	100.39	0.10218
Eagle	556.5	282.1	65.8	347.9	350	172	30/3.46	7/3.46	24.22	779	516	1295	120.35	0.10236
Teal	605	306.3	30.1	336.4	381	187	22/4.21	7/2.34	23.86	845	236	1081	84.35	0.09417
Duck	605	306.9	39.8	346.7	381	187	54/2.69	7/2.69	24.21	849	312	1161	100.54	0.09424
----	636	322.5	31.7	354.2	400	197	22/4.32	7/2.40	24.48	890	248	1138	89.31	0.08944
Grosbeak	636	321.8	52.5	374.3	400	196	26/3.97	7/3.09	25.15	889	411	1300	110.85	0.08972
Egert	636	322.6	73.5	396.1	400	197	30/3.70	19/2.22	25.90	891	579	1470	140.88	0.08952
Goose	636	323.1	41.9	365.0	400	197	54/2.76	7/2.76	24.84	894	328	1222	104.28	0.08952
----	666.6	337.8	17.4	355.2	419	206	42/3.20	7/1.78	24.54	934	137	1071	77.8	0.08554
Gull	666.6	337.3	43.7	381.0	419	206	54/2.82	7/2.82	25.38	934	342	1276	108.86	0.08575
Starling	715.5	361.9	59.2	421.1	450	221	26/4.21	7/3.28	26.68	1000	464	1464	124.78	0.07978
Redwing	715.5	362.1	82.4	444.5	450	221	30/3.92	19/2.35	27.43	1001	648	1649	153.69	0.07975
----	715.5	361.4	18.6	380.0	450	220	42/3.31	7/1.84	25.38	999	146	1145	83.22	0.07995



## CONDUCTOR DATA SHEET

### ALUMINUM CONDUCTORS STEEL REINFORCED ( ACSR )



CSA-CAN Sizes

Code Name	Area				Equivalent copper area		Stranding and wire diameter		Approx. overall diameter	Weight			Rated Strength	Maximum DC resistance at 20 °C
	Aluminium		Steel	Total						Aluminium	Steel	Total		
	AWG or MCM	mm <sup>2</sup>	mm <sup>2</sup>	mm <sup>2</sup>	AWG or MCM	mm <sup>2</sup>	mm	mm	mm	kg/km	kg/km	kg/km	kN	Ω / km
Crow	715.5	361.6	46.9	408.5	450	221	54/2.92	7/2.92	26.28	1001	367	1368	116.72	0.07998
Drake	795	402.6	65.4	468.0	500	246	26/4.44	7/3.45	28.11	1112	513	1625	138.4	0.07173
Mallard	795	403.8	91.8	495.6	500	246	30/4.14	19/2.48	28.96	1116	722	1838	171.46	0.0715
---	795	404.1	20.7	424.8	500	247	42/3.50	7/1.94	26.82	1117	163	1280	92.9	0.0715
Condor	795	402.3	52.2	454.5	500	245	54/3.08	7/3.08	27.72	1114	409	1523	125.77	0.07189
---	874.5	444.3	22.9	467.2	550	271	42/3.67	7/2.04	28.14	1229	179	1408	102.3	0.06503
Crane	874.5	442.5	57.4	499.9	550	270	54/3.23	7/3.23	29.07	1229	499	1674	138.36	0.06537
---	900	456.5	23.6	480.1	566	279	42/3.72	7/2.07	28.53	1262	185	1447	105.16	0.0633
Canary	900	456.3	59.1	515.4	566	278	54/3.28	7/3.28	29.52	1263	464	1727	142.63	0.06339
---	954	483.9	24.9	508.8	600	295	42/3.83	7/2.13	29.37	1338	195	1533	109.02	0.05977
Cardinal	954	484.5	62.8	547.3	600	296	54/3.38	7/3.38	30.42	1341	492	1833	151.46	0.05969
---	1033.5	525.1	26.9	552.0	650	320	42/3.99	7/2.21	30.57	1452	210	1662	118.07	0.05502
Curllew	1033.5	522.5	67.7	590.2	650	319	54/3.51	7/3.51	31.59	1446	531	1977	163.33	0.05535
---	1113	565.4	29.1	594.5	700	345	42/4.14	7/2.30	31.74	1563	228	1791	126.44	0.05114
Finch	1113	565	71.6	636.6	700	345	54/3.65	19/2.19	32.85	1564	563	2127	179.79	0.05119
---	1192.5	604.4	31.3	635.7	750	369	42/4.28	7/2.38	32.82	1670	243	1913	135.2	0.04778
Grackle	1192.5	602.8	76.89	679.7	750	368	54/3.77	19/2.27	33.97	1667	602	2269	189.4	0.04798
Scissomil	1272	644.3	33.3	677.6	800	393	42/4.42	7/2.46	33.90	1780	260	2040	144.3	0.04484
Pheasant	1272	645.3	81.7	727.0	800	394	54/3.90	19/2.34	35.10	1784	640	2424	199.6	0.04484
---	1351.5	685.9	35.2	721.1	850	418	42/4.56	7/2.53	34.95	1895	275	2170	153.3	0.04213
Martin	1351.5	685.3	86.7	772.0	850	418	54/4.02	19/2.41	36.17	1895	679	2574	211.9	0.0422
---	1431	725.8	37.5	763.3	900	443	42/4.69	7/2.61	35.97	2005	292	2297	162.4	0.03982

## CONDUCTOR DATA SHEET


### ALUMINUM CONDUCTORS STEEL REINFORCED ( ACSR )



Code Name	Area				Equivalent copper area		Stranding and wire diameter		Approx. overall diameter	Weight			Rated Strength	Maximum DC resistance at 20 °C
	Aluminium		Steel	Total	AWG or MCM	mm <sup>2</sup>	Aluminium	Steel		Aluminium	Steel	Total		
	AWG or MCM	mm <sup>2</sup>	mm <sup>2</sup>	mm <sup>2</sup>			mm	mm	kg/km				kg/km	kg/km
														kN
Plover	1431	726.8	91.2	818.0	900	443	54/4.14	19/2.48	37.24	2010	719	2729	224.6	0.03979
---	1510.5	766.5	39.2	805.7	950	468	42/4.82	7/2.67	36.93	2117	306	2423	171.1	0.0377
Parrot	1510.5	766.3	97	863.3	950	467	54/4.25	19/2.55	38.25	2119	760	2879	237	0.03775
---	1590	804.5	71.3	875.8	1000	491	48/4.62	7/3.60	38.52	2222	556	2778	211.1	0.036
Falcon	1590	806.2	102.4	908.6	1000	492	54/4.36	19/2.62	39.26	2230	802	3032	249.8	0.03587
---	1590	803.5	34.9	838.4	1000	490	72/3.77	7/2.52	37.72	2222	273	2495	172.4	0.03598
<b>Extra High Strength Strandings</b>														
Bantam	13.1	6.65	8.86	15.5	8.26	4.1	3/1.68	4/1.68	5.04	18.2	69.6	87.8	12.3	4.3139
Magpie	20.87	10.59	14.12	24.7	13.13	6.5	3/2.12	4/2.12	6.36	29	110.7	139.7	18.5	2.709
Shrike	33.2	16.8	22.39	39.2	20.87	10.2	3/2.67	4/2.67	8.01	46.1	176.5	222.6	28.6	1.7079
Snipe	52.825	26.76	35.68	62.4	33.18	16.3	3/3.37	4/3.37	10.11	73.4	280.7	354.1	43.8	1.0721
Loon	66.5	33.66	44.89	78.6	41.84	20.6	3/3.78	4/3.78	11.34	92.4	353.4	445.8	56.1	0.8521
Grouse	80	40.54	14.12	54.7	50.31	24.7	8/2.54	1/4.24	9.32	111.2	110	221.2	22.8	0.7078
Petrel	101.8	51.61	30.1	81.7	64.16	31.5	12/2.34	7/2.34	11.70	142.1	234.8	376.9	43.9	0.5614
Minorca	110.8	56.11	32.73	88.8	69.7	34.2	12/2.44	7/2.44	12.20	155.6	255.7	411.3	47.7	0.5163
Leghorn	134.6	68.19	39.78	108.0	84.6	41.6	12/2.69	7/2.69	13.45	187.5	311	498.5	57.6	0.4248
Guinea	159	80.36	46.88	127.2	100	49	12/2.92	7/2.92	14.60	221.7	366.1	587.8	67.5	0.3605
Dotterel	176.6	89.41	52.15	141.6	111.2	54.5	12/3.08	7/3.08	15.40	247	407.8	654.8	72.6	0.324
Dorking	190.8	96.51	56.3	152.8	120	58.9	12/3.20	7/3.20	16.00	266.4	439.5	705.9	78.3	0.3002
Brahma	203.2	102.8	91.78	194.6	127.8	62.7	16/2.86	19/2.48	18.12	285.7	718.8	1004.5	122.6	0.2818
Auk	203	103.1	27.83	130.9	127.7	62.9	8/4.05	7/2.25	14.85	282.7	217.3	500	49.6	0.2784
Cochin	211.3	107	62.44	169.4	132.9	65.3	12/3.37	7/3.37	16.85	294.7	488.1	782.8	86.9	0.2704

## CONDUCTOR DATA SHEET


### ALUMINUM CONDUCTORS STEEL REINFORCED ( ACSR )



Area					Equivalent copper area mm <sup>2</sup>	Stranding and wire diameter		Overall Diameter mm	Weight			Calculated breaking load kN	Maximum DC resistance at 20 °C Ω / km
Nominal		Aluminium mm <sup>2</sup>	Steel mm <sup>2</sup>	Total mm <sup>2</sup>		Aluminium mm	Steel mm		Aluminium kg/km	Steel kg/km	Total kg/km		
Aluminium mm <sup>2</sup>	Steel mm <sup>2</sup>												
16	2.5	15.3	2.6	17.9	9.3	6/1.80	1/1.80	5.4	41.8	19.9	61.7	5.81	1.8793
25	4.0	23.8	4.0	27.8	14.5	6/2.25	1/2.25	6.8	65.4	31.0	96.4	9.02	1.2028
35	6.0	34.3	5.7	40.0	20.9	6/2.70	1/2.70	8.1	94.2	44.7	138.9	12.70	0.8353
44	32.0	44.0	31.7	75.7	26.8	14/2.00	7/2.40	11.2	121.4	248.2	369.6	45.46	0.6573
50	8.0	48.3	8.0	56.3	29.5	6/3.20	1/3.20	9.6	132.2	62.7	194.9	17.18	0.5946
50	30	51.2	29.8	81.0	31.2	12/2.33	7/2.33	11.7	141.1	233.9	375.0	44.28	0.5644
70	12	69.9	11.4	81.3	42.6	26/ 1.85	7/1.44	11.7	192.8	89.4	282.2	26.31	0.41 30
95	15	94.4	15.3	109.7	57.6	26/2. 15	7/1.67	13.6	260.3	120.1	380.4	35.17	0.3058
95	55	96.5	56.3	152.8	58.9	12/3.20	7/3.20	16.0	266.2	441.1	707.3	80.20	0.2992
105	75	105.7	75.5	181.5	64.5	14/3.10	19/2.25	17.5	291.8	594.0	885.8	106.69	0.2376
120	20	121.6	19.8	141.4	74.2	26/2.44	7/1.90	15.5	335.5	155.5	491.0	44.94	0.2374
120	70	122.0	71.3	193.3	74.4	12/3.60	7/3.60	18.0	337.0	558.0	895.0	98.16	0.2364
125	30	127.9	29.8	157.7	78.0	30/2.33	7/2.33	16.1	353.0	233.9	586.9	57.86	0.2259
150	25	148.9	24.2	173.1	90.8	26/2.70	7/2.10	17.1	410.6	190.0	600.6	54.37	0.1939
170	40	171.8	40.1	211.9	104.8	30/2.70	7/2.7	18.9	474.2	314.0	788.2	77.01	0.1682
185	30	183.8	29.8	213.6	112.1	26/3.00	7/2.33	19	507.0	233.9	740.9	66.28	0.1571

## CONDUCTOR DATA SHEET


### ALUMINUM CONDUCTORS STEEL REINFORCED ( ACSR )



Area					Equivalent copper area	Stranding and wire diameter		Overall Diameter	Weight			Calculated breaking load	Maximum DC resistance at 20 °C
Nominal		Aluminium	Steel	Total		Aluminium	Steel		Aluminium	Steel	Total		
Aluminium	Steel												
mm <sup>2</sup>	mm <sup>2</sup>	mm <sup>2</sup>	mm <sup>2</sup>	mm <sup>2</sup>	mm <sup>2</sup>	mm	mm	mm	kg/km	kg/km	kg/km	kN	Ω / km
210	35	209.1	34.1	243.2	128	26/3.20	7/2.49	20.3	576.6	267.1	843.7	74.94	0.1380
210	50	212.1	49.5	261.6	129	30/3.00	7/3.00	21.0	585.5	387.7	973.2	92.23	0.1363
230	30	230.9	29.8	260.7	141	24/3.50	7/2.33	21.0	636.5	233.9	870.4	73.09	0.1249
240	40	243.0	39.5	282.5	148	26/3.45	7/2.68	21.8	670.4	309.4	979.8	86.46	0.1188
265	35	263.7	34.1	297.8	161	24/3.74	7/2.49	22.4	726.9	267.1	994.0	82.94	0.1094
300	50	304.3	49.5	353.7	186	26/3.86	7/3.00	24.5	839.0	387.7	1226.7	105.09	0.0949
305	40	304.6	39.5	344.1	186	54/2.68	7/2.68	24.1	841.2	309.4	1150.6	99.30	0.0949
340	30	339.3	29.8	369.1	207	48/3.00	7/2.33	25.0	936.8	233.9	1170.7	92.56	0.0851
380	50	382.0	49.5	431.5	233	54/3.00	7/3.00	27.0	1054.3	387.7	1442.0	120.91	0.0757
385	35	386.0	34.1	420.1	235	48/3.20	7/2.49	26.7	1065.4	267.1	1332.5	194.31	0.0748
435	55	434.3	56.3	490.6	265	54/3.20	7/3.20	28.8	1199.0	441.1	1631.1	136.27	0.0666
450	40	448.7	39.5	488.2	274	48/3.45	7/2.68	28.7	1238.6	309.4	1548.0	120.19	0.0644
490	65	490.3	63.6	553.9	299	54/3.40	7/3.40	30.6	1353.7	498.0	1851.7	152.85	0.0590
550	70	550.0	71.3	621.3	336	54/3.60	7/3.60	32.4	1518.3	558.3	2076.6	167.42	0.0526
560	50	561.7	49.5	611.2	343	48/3.86	7/3.00	32.2	1550.2	387.7	1937.9	146.28	0.0514
680	85	678.6	86.0	764.6	414	54/4.00	19/2.40	36.0	1874.5	675.8	2550.3	209.99	0.0426

## CONDUCTOR DATA SHEET

### ALUMINUM CONDUCTORS STEEL REINFORCED ( ACSR )



French Sizes

Code Name	Total area			Equivalent copper area	Stranding and wire diameter		overall diameter	Weight			Rated Strength	Maximum dc resistance at 20 °C
	Aluminium	Steel	Total		Aluminium	Steel		Aluminium	Steel	Total		
	mm <sup>2</sup>	mm <sup>2</sup>	mm <sup>2</sup>		mm <sup>2</sup>	mm		mm	mm	kg/km	kg/km	kg/km
Canna 37.7	28.27	9.42	37.69	17.2	9/2.0	3/2.0	8.3	78	77	155	1625	1.020
Canna 59.7	37.30	21.99	59.29	22.8	12/2.0	7/2.0	10.0	104	172	276	3270	0.766
Canna 75.5	47.71	27.83	75.54	29.1	12/2.25	7/2.25	11.25	131	218	349	4115	0.605
Canna 93.3	58.9	34.34	93.3	36.0	12/2.5	7/2.5	12.50	162	269	431	4950	0.490
Canna 116.2	94.25	21.99	116.24	57.5	30/2.0	7/2.0	14.0	260	172	432	4315	0.306
Canna 147.1	119.28	27.83	147.11	72.8	30/2.25	7/2.25	15.75	329	218	547	5400	0.2430
Crocus 147.1	119.28	27.83	147.11	72.8	30/2.25	7/2.25	15.75	329	218	547	6180	0.2430
Canna 181.6	147.26	34.26	181.62	89.8	30/2.5	7/2.5	17.5	406	269	675	6490	0.1970
Canna 228	184.72	43.10	227.82	112.7	30/2.8	7/2.8	19.6	512	338	847	8050	0.1570
Crocus 228	184.72	43.10	227.82	112.7	30/2.8	7/2.8	19.6	510	338	847	9210	0.1570
Canna 288	233.8	54.55	288.35	142.6	30/3.15	7/3.15	22.05	645	426	1071	9850	0.1240
Crocus 288	233.8	54.55	288.35	142.6	30/3.15	7/3.15	22.05	645	426	1071	11380	0.1240
Crocus 297	221.67	75.54	297.21	135.2	36/2.8	19/2.25	22.45	618	592	1210	14720	0.1310
Crocus 412	325.72	85.95	411.67	198.7	32/3.6	19/2.4	26.4	906	674	1580	17330	0.0890
Crocus 612	507.83	104.79	611.8	309.8	66/4.24	19/2.65	32.03	1408	822	2230	23150	0.0571
Crocus 865	717.33	148.06	865.4	437.9	66/3.72	19/3.15	38.01	1990	1161	3151	31900	0.0404
Crocus 1185	956.66	227.82	1185	583.6	54/2.80 +	37/2.8	44.7	2668	1792	4460	48050	0.0304